



## Quick Reference Guide

---

my livingskin™

# my livingskin™ Quick Reference Guide

## 1.0 Kit Contents

---

- iPad® Air with my livingskin color capture system
- Cleaning cloth for iPad® Air
- iPad® Air charger
- OttLite
- OttLite spare bulb
- Grey plate
- White plate
- Return packaging and label (North America Only)

## 2.0 Getting Started

---

To use my livingskin, please start by following the instructions below:

1. Have your Touch Bionics order number available. Order number can be found on order acknowledgement, packing slip or is available from Customer Support
2. Ensure you have ample working space and controlled lighting
3. Clean the iPad® Air screen and camera lens with provided cleaning cloth
4. Power on the iPad® Air and start the application by tapping the my livingskin icon shown in fig. 1
5. Ensure you have a stable data or Wi-Fi connection
6. Upon opening the application, you will be prompted to review the proper setup instructions in advance of capturing images. An example is also included in fig. 2.
7. Follow the onscreen instructions to process your order (fig. 3)
8. Complete impressions with provided impression kit

### NOTE:

The distal end of the patients limb should always be pointing towards the OttLite when taking photos

### NOTE:

Ensure impressions are taken after color capture process as impression material can change skin tone

Fig. 1:

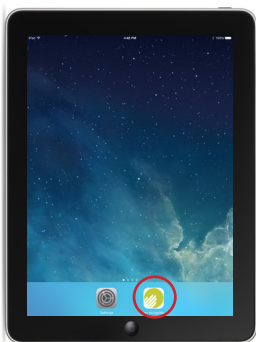


Fig. 3:

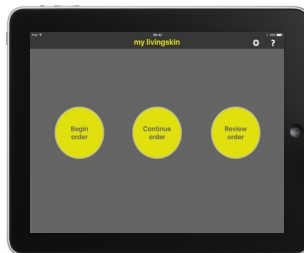
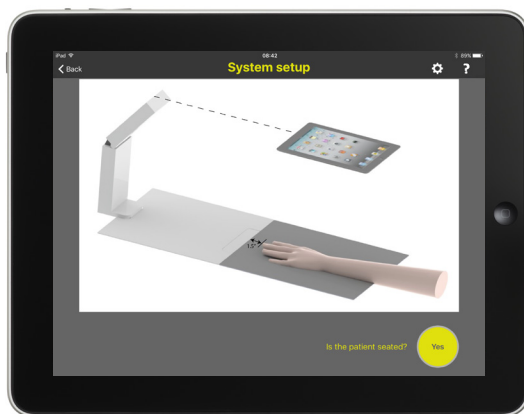


Fig. 2:



## Support

Please refer to [www.touchbionics.com/downloads/document-library](http://www.touchbionics.com/downloads/document-library) to ensure you have the latest supporting documentation, including the Field Impression Guide and livingskin User Manual.

If you have any questions, please contact Customer Support:

North America: +1 855 MY iLIMB (694 5462)

Europe: +49 6221 357 9060

France: 0805 110478

International: +44 1506 438 556

**Össur Americas**

27051 Towne Centre Drive  
Foothill Ranch, CA 92610, USA  
Tel: +1 (949) 382 3883  
Tel: +1 800 233 6263  
Fax: +1 800 831 3160  
ossurusa@ossur.com

**Össur Canada**

2150 – 6900 Graybar Road  
Richmond, BC  
V6W OA5 , Canada  
Tel: +1 604 241 8152  
Fax: +1 866 441 3880

**Össur Europe BV**

De Schakel 70  
5651 GH Eindhoven  
The Netherlands  
Tel: +800 3539 3668  
Tel: +31 499 462840  
Fax: +31 499 462841  
info-europe@ossur.com

**Össur Deutschland GmbH**

Augustinusstrasse 11A  
50226 Frechen  
Deutschland  
Tel: +49 (0) 2234 6039 102  
Fax: +49 (0) 2234 6039 101  
info-deutschland@ossur.com

**Össur Nordic**

P.O. Box 67  
751 03 Uppsala, Sweden  
Tel: +46 1818 2200  
Fax: +46 1818 2218  
info@ossur.com

**Össur Iberia S.L.U**

Calle Caléndula, 93 -  
Miniparc III  
Edificio E, Despacho M18  
28109 El Soto de la Moraleja,  
Alcobendas  
Madrid – España  
Tel: 00 800 3539 3668  
Fax: 00 800 3539 3299  
orders.spain@ossur.com  
orders.portugal@ossur.com

**Össur UK Ltd**

Unit No 1  
S:Park  
Hamilton Road  
Stockport SK1 2AE, UK  
Tel: +44 (0) 8450 065 065  
Fax: +44 (0)161 475 6321  
ossuruk@ossur.com

**Össur Europe BV – Italy**

Via Baroaldi, 29  
40054 Budrio, Italy  
Tel: +39 05169 20852  
Fax: +39 05169 22977  
orders.italy@ossur.com

**Össur APAC**

2F, W16 B  
No. 1801 Hongmei Road  
200233, Shanghai, China  
Tel: +86 21 6127 1707  
Fax: +86 21 6127 1799  
asia@ossur.com

**Össur Australia**

26 Ross Street,  
North Parramatta  
NSW 2151 Australia  
Tel: +61 2 88382800  
Fax: +61 2 96305310  
infosydney@ossur.com

**Ossur hf.** 

Grjótháls 1-5  
110 Reykjavík  
Iceland

